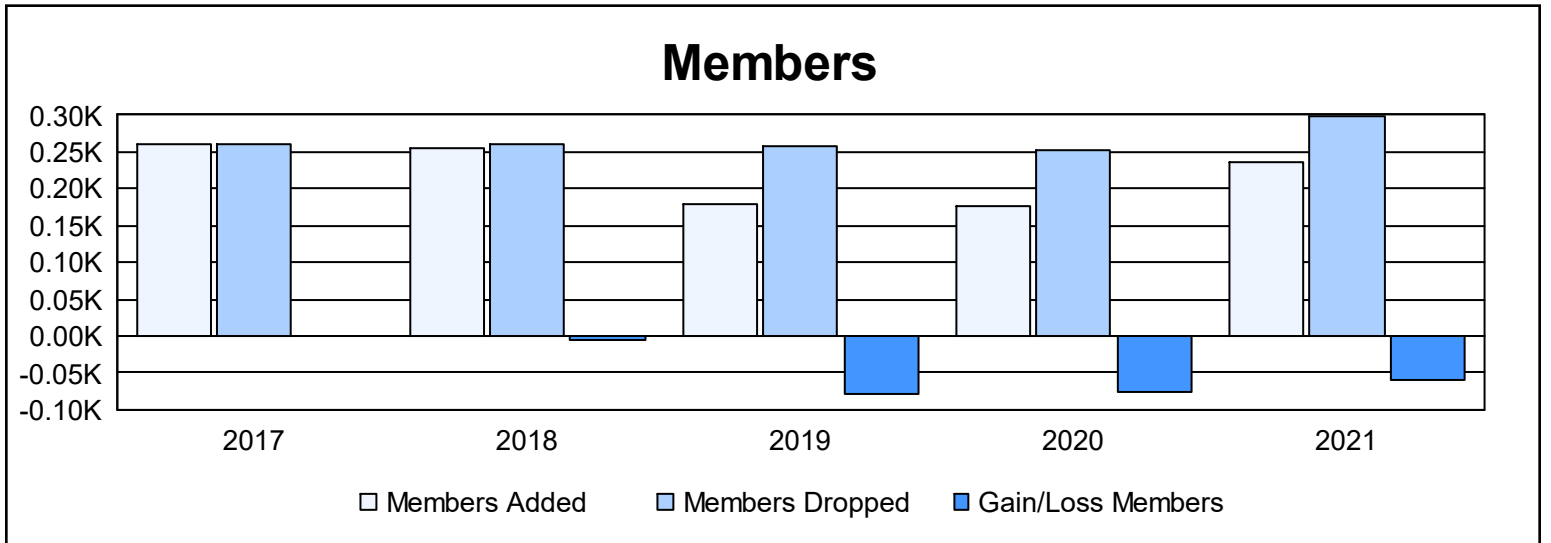
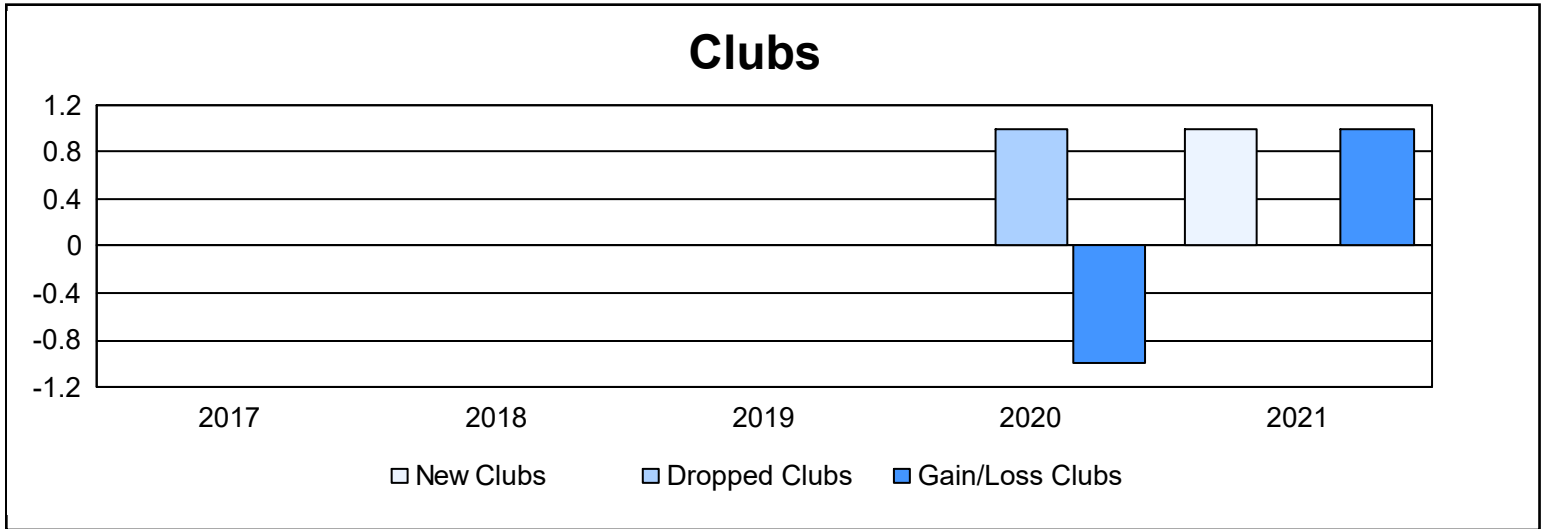
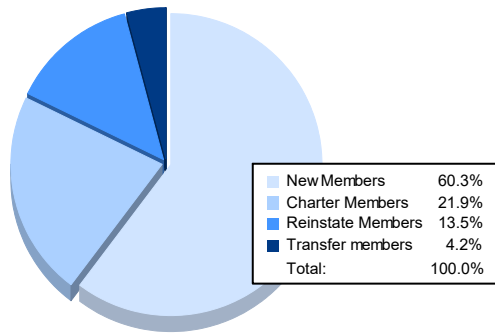


| Year | New Clubs | Dropped Clubs | Gain/Loss Clubs | New Members | Charter Members | Reinstate Members | Transfer Members | Total Member Added | Total Members Dropped | Gain/Loss Members |
|----------------|-----------|---------------|-----------------|-------------|-----------------|-------------------|------------------|--------------------|-----------------------|-------------------|
| 2016-2017 | 0 | 0 | 0 | 187 | 3 | 33 | 37 | 260 | 260 | 0 |
| 2017-2018 | 0 | 0 | 0 | 191 | 3 | 18 | 43 | 255 | 260 | -5 |
| 2018-2019 | 0 | 0 | 0 | 130 | 1 | 21 | 27 | 179 | 259 | -80 |
| 2019-2020 | 0 | 1 | -1 | 134 | 6 | 20 | 17 | 177 | 253 | -76 |
| 2020-2021 | 1 | 0 | 1 | 143 | 52 | 32 | 10 | 237 | 298 | -61 |
| Average | 0 | 0 | 0 | 157 | 13 | 25 | 27 | 222 | 266 | -44 |



Membership Composition June 2021 Cumulative



Gender Composition June 2021 Cumulative

